

REPORT N. 019-2016-CR

UNI EN ISO 354:2003

ACOUSTIC ABSORPTION MEASUREMENT IN REVERBERATION ROOM

Issue place and date: Cerea (VR), 05/24/2016

Committee: Chioccarello S.r.l.

Address committee: via dell'industria 4 – 36036 – Torrebelticino (VI)

Sample delivery date: 05/19/2016

Sample provenance: Committee

Sample installation date: 05/24/2016

Sample installed in laboratory by: Z lab S.r.l. - (sampling made by the committee)

Test date: 05/24/2016

Test location: Z Lab S.r.l. – Via Pisa, 5/7 – 37053 Cerea (VR) - Italia

Sampling denomination: The test sample is denominated “Summano”



LAB N° 1416

PREPARED	VERIFIED	APPROVED
Antonio Scofano	Antonio Scofano	Antonio Scofano

Sample description

The test sample is composed of 2 fabric made of polyester FR 100%, width* 1400 mm, with a total surface of 10,0 m². The aera density is 250 g/m²*.



Mounting conditions

The fabric has been placed on the floor of the reverberation room in order to create a continuous flat surface with dimensions 3.6 x 3.04 m (mounting type A) .



LAB N° 1416

Test sample illustrations



The test has been made as soon as the sample installation was completed.



LAB N° 1416

Standards references

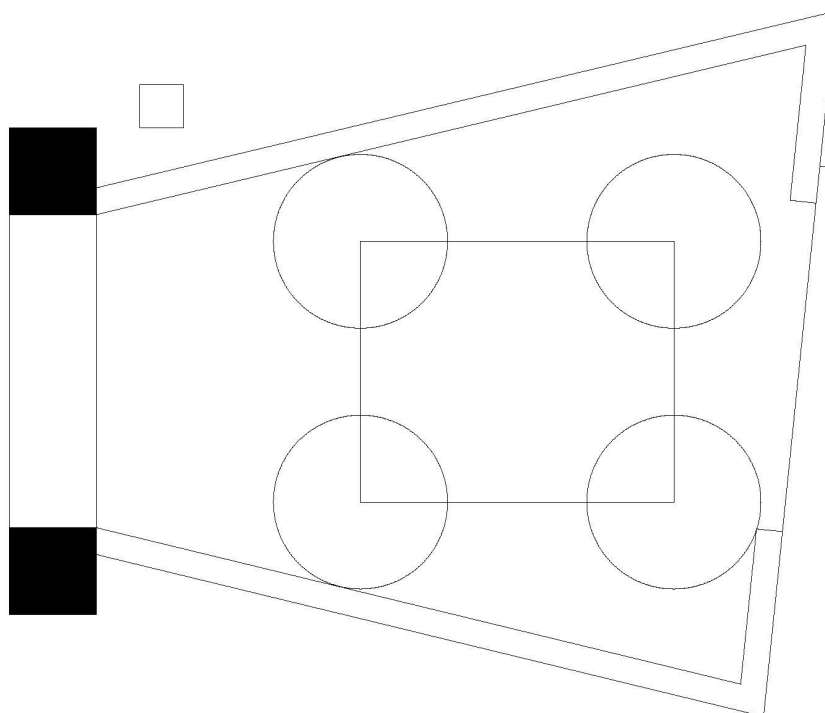
UNI EN ISO 354:2003	<i>Acoustic - Absorption measurement in reverberation room.</i>
UNI EN ISO 11654:1998	<i>Acoustics - acoustic absorbers for buildings - Rating of sound absorption.</i>
ASTM C423 – 09a	<i>Standard Test Method for sound absorption and sound absorption coefficients with reverberation room method.</i>

Test environment description

The test environment structure is made of reinforced concrete, wholly insulated from the laboratory through anti-vibration supports. In particular, this environment consists of a source room and a receiving room, both characterized by an irregularly-shaped volume, free of any parallel partition. The rooms are separated by a 100 cm thick test frame.

The dimensional data are listed below:

Average source room dimensions (L x W x H)	700 X 500 X 330 cm
Average receiving room dimensions (L x W x H)	770 X 560 X 370 cm



Reverberation room scheme.



LAB N° 1416

Test equipment and instruments

Instrument	Model	Serial number
Sound Level Meter	LARSON DAVIS L&D 2900B	1080
Microphone	G.R.A.S. 40AQ	204027
Preamplifier	LARSON DAVIS L&D PRM900C	1267
Calibrator	LARSON DAVIS L&D CAL200	3852
Omnidirectional source	LOOKLINE D301	DO900159
Termohygrometer	DELTA OHM HD2301.0	09020599
Temperature and humidity sensor	DELTA OHM HP472AC R	09028736
Tape	STANLEY POWERLOCK 33-442	13/946
Microclimate with pressure gauge	DELTA OHM HD 32.1	MSP430F4618

Environmental data during the test

	Reverberation room
Volume	161.3 m ³
Total surface	188.5 m ²
Average temperature during T ₁	22 ± 1,0 °C
Average relative humidity during T ₁	55 ± 2.0 %
Average temperature during T ₂	22 ± 1.0 °C
Average relative humidity during T ₂	55 ± 2.0 %
Sample surface	10.0 m ²



LAB N° 1416

Measurement method

The airborne sound insulation test between two rooms is based on the difference between the average sound pressure level in the source room (L_1) and the one detected in the receiving room (L_2). The acoustic source (which produces pink noise) has been operated within the source room in 3 different positions, while the microphone is located in 5 different positions, both in the source room and in the receiving room. Three measurements for each source-microphone combination have been performed, for a total of 45 measurements in the empty room and 45 measurements in the sample room. The integration time, for each measure, has been at least 10 s.

After the measurements, the reverberation time of both rooms is calculated in any frequency band by evaluating the arithmetic average of the total number of measured reverberation times. The average reverberation time for the empty room and for the sample room, respectively T_1 and T_2 , is expressed with two significant digits.

The sample equivalent absorption area, A_T is then calculated using the formula:

$$A_T = A_2 - A_1 = 55,3 \cdot V \cdot \left(\frac{1}{c_2 T_2} - \frac{1}{c_1 T_1} \right) - 4 \cdot V \cdot (m_2 - m_1)$$

where:

c_1 : is the sound speed in air at temperature t_1 , in m/s;

c_2 : is the sound speed in air at temperature t_2 , in m/s;

V : is the empty room volume, in m^3 ;

T_1 e T_2 : are the reverberation times for both the rooms;

m_1 e m_2 : are attenuation coefficients, depending on climate rooms conditions during the test.

The acoustic absorption coefficient, α_s , of flat absorbers or of a set of objects is evaluated with the formula:

$$\alpha_s = \frac{A_T}{S}$$

where:

S : is the sample area, in m^2 .

According to UNI EN ISO 11654, is then possible to evaluate the practical absorption coefficient, α_{pi} , for any octave band i , through arithmetic average of the three absorption coefficients for any one-third octave band in the octave band of interest:

$$\alpha_{pi} = \frac{a_{i1} + a_{i2} + a_{i3}}{3}$$

These values are used to evaluate the weighted acoustic absorption coefficient, α_w , starting from a reference curve. This curve is translated with steps of 0,05 towards the measured value, until the unfavorable differences sum is less or at least equal to 0,10. α_w is eventually evaluated as the reference curve value at 500 Hz.



LAB N° 1416

Measured values

f [Hz]	T ₁ [s]	T ₂ [s]	A _T [m ²]
<i>Frequency</i>	<i>Empty room reverberation time</i>	<i>Sample room reverberation time</i>	<i>Equivalent absorption area</i>
100	4.95	4.95	0.01
125	5.34	5.34	0.00
160	5.97	5.97	0.00
200	6.85	6.63	0.12
250	7.58	7.34	0.11
315	7.34	7.15	0.09
400	6.05	5.79	0.19
500	5.85	5.54	0.24
630	5.86	5.58	0.23
800	5.48	5.15	0.31
1000	4.56	4.28	0.37
1250	4.53	4.14	0.54
1600	4.74	4.29	0.58
2000	4.58	4.00	0.83
2500	4.07	3.56	0.91
3150	3.42	2.93	1.29
4000	2.74	2.33	1.66
5000	2.21	1.83	2.43



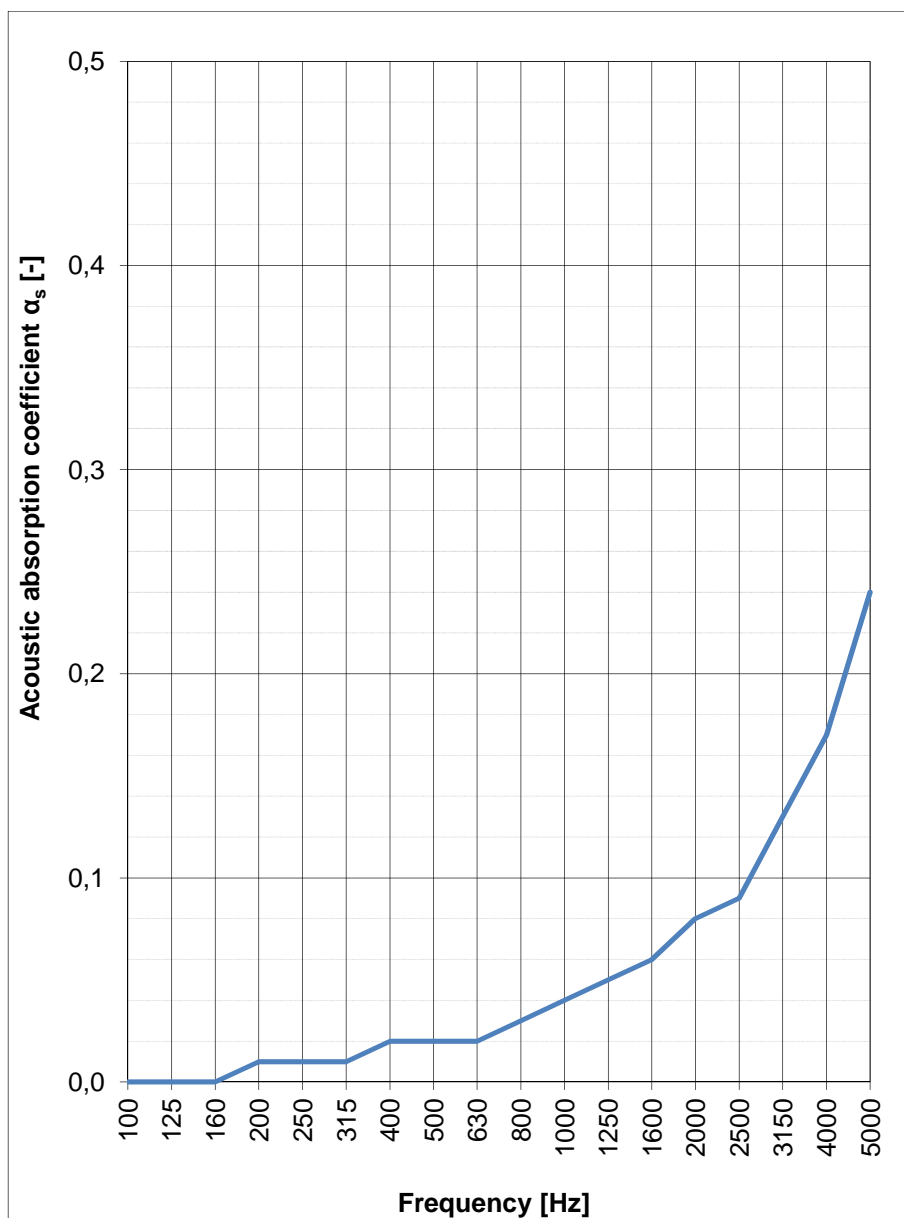
LAB N° 1416

Acoustic absorption calculation in reverberation room according to ISO 354

Sample: Polyester FR 100 % fabric denominated "Summano"

Sample area: 10.0 m²
Reverberation room volume: 161.3 m³

f [Hz]	α_s [-]
Frequency	Acoustic absorption coefficient values
100	0.00
125	0.00
160	0.00
200	0.01
250	0.01
315	0.01
400	0.02
500	0.02
630	0.02
800	0.03
1000	0.04
1250	0.05
1600	0.06
2000	0.08
2500	0.09
3150	0.13
4000	0.17
5000	0.24



Evaluation based on laboratory measurement results by means of a technical method.



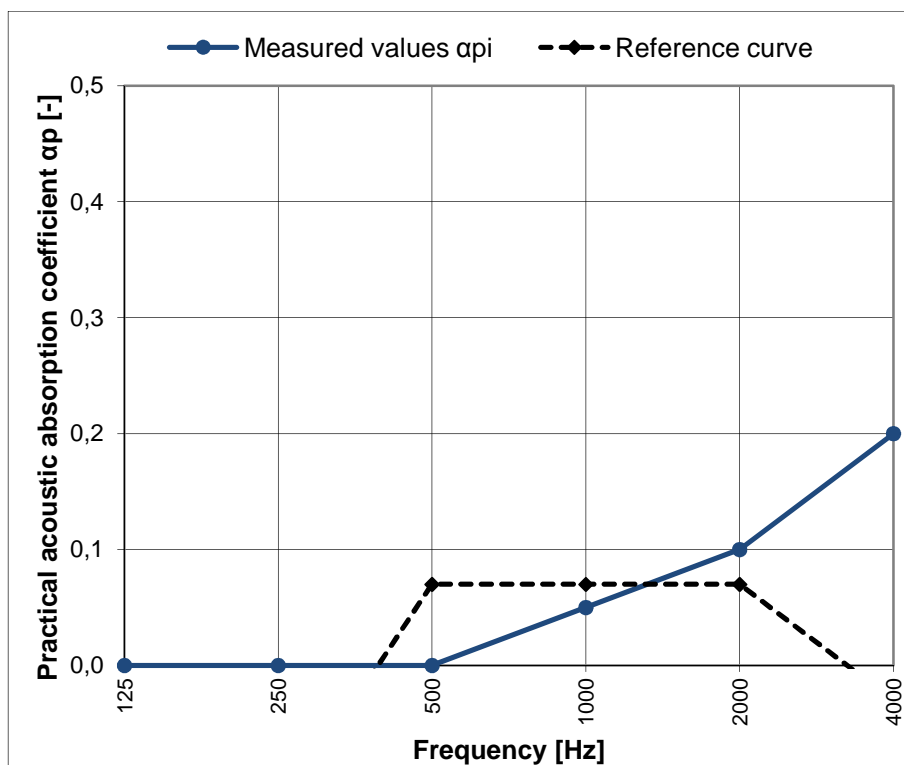
LAB N° 1416

Acoustic absorption calculation in reverberation room according to ISO 11654 and ASTM C423-09a

Sample: Polyester FR 100 % fabric denominated "Summano"

Sample area: 10.0 m²
Reverberation room volume: 161.3 m³


f [Hz]	α_p [-]
Frequency	Practical acoustic absorption coefficient values
125	0.00
250	0.00
500	0.00
1000	0.05
2000	0.10
4000	0.20



STANDARD EVALUATION INDEX:

α_w	0.07 - NC	Weighted acoustic sound absorption	UNI EN ISO 11654:1998
NRC	0.05	Noise Reduction Coefficient	ASTM C423 - 09a

Evaluation based on laboratory measurement results by means of a technical method.

Laboratory Manager. Ing. Antonio Scofano




LAB N° 1416